








Product Family

FlamePro2

The FlamePro2 range of clothing has been designed to protect welders against molten metal splashes. Resistant and durable, they can be worn alone or in addition to the FlamePro1 line for more hazardous applications.

Product Numbers & Ordering Information

	Product Numbers	Details
	4104932	<p>FlamePro2 SPLIT JACKET</p> <p>Mao collar in 100% flame-retardant cotton with Velcro® fastening. Press-stud fastening with flap. Upper front and complete back of the jacket in 100% flame-retardant cotton: flexible, light weight and reflects the heat. Press-stud wrist adjustment. Jacket in Grain leather. Size: M to XXL. EN ISO 1161:2007 (Class 2).</p>
	4104933	<p>FlamePro2 GRAIN JACKET</p> <p>Mao collar in 100% flame-retardant cotton with Velcro® fastening. Press-stud fastening with flap. Upper front and complete back of the jacket in 100% flame-retardant cotton: flexible, lightweight and reflects the heat. Press-stud wrist adjustment. Jacket in Grain leather. Size: M to XXL. EN ISO 1161:2007 (Class 2).</p>
	4104934	<p>FlamePro2 PANTS</p> <p>Front of pants in split leather. Back in 100% flame-retardant cotton. Belt loops in Blue split leather. Waist lined in 100% flame-retardant cotton. Press-stud fastening. Straight leg. Front of pants in split leather. Back in 100% flame-retardant cotton. Size: M to XXL. EN ISO 1161:2007 (Class 2).</p>
	4101180	<p>FlamePro2 APRON 90</p> <p>Two-tone apron in grey and blue split leather (heat reflective). Comfortable and resistant: apron adjustable using straps around the neck and waist, in 100% flame-retardant cotton, with plastic buckle fastening. length:90cm, one size. EN ISO 11611: 2007 (Class 2).</p>
	4100480	<p>FlamePro2 APRON 110</p> <p>Two-tone apron in grey and blue split leather (heat reflective). Comfortable and resistant: apron adjustable using straps around the neck and waist, in 100% flame-retardant cotton, with plastic buckle fastening. lengths:110cm, one size. EN ISO 11611:2007 (Class 2).</p>



4302726

FlamePro2 SLEEVES

Split leather sleeves protect the forearm. Elastic fastening at both ends give support and an easy fit with gloves. Length: 40cm, one size. EN ISO 11611:2007 (Class 2). Packed per pair.



4305221

FlamePro2 GAITERS

Spit leather gaiters with double Velcro® lateral fastening and resistant support. Covers the entire shoe. Double fastening with understrap and plastic buckle loop. One size. EN ISO 11611:2007 (Class 2). Packed per pair.

Overview

Key Features

Protection against huge projections of molten metal.

Recommended Industries/Use

- Transportation
- Welding
- Wind Energy

Hazards

- Thermal
- Welding Flash

Regulations

- EN ISO 11611:2007 (Class 2) - Protective clothing used for welding and allied processes

Warranty Information

Attention shall be drawn to the hazards of improper use:

The level of protection against flame will be reduced if the protective clothing is contaminated with flammable materials. An increase in the oxygen content of the air will reduce considerably the protection of the protective clothing against flame. Attention should be taken when welding in confined spaces, e.g. if it is possible that the atmosphere may become enriched with oxygen.

The electrical insulation provided by clothing will be reduced when the clothing is wet, dirty or soaked with sweat. For operational reasons not all welding voltage carrying parts of arc welding installations can be protected against direct contact. The garment is only intended to protect against brief inadvertent contact with live parts of an arc welding circuit, and that additional electrical insulation layers will be required where there is an increased risk of electric shock.

Specifications

Composition

- Composition according to the product: split leather, grain leather, 100% cotton fabric (360 g/m²)

Performances

- EN ISO 11611:2007 (A1- Class 2): Protective clothing used for welding and related technical operations

Life cycle

- Mechanical wash not allowed. DO NOT use bleach. DO NOT tumble dry. Do not iron. Dry NOT dry clean

Storage

- Keep equipment in the original packaging in a cool and dry place, not dusty, far from heat sources and far from direct light. Carefully keep the instructions below that appear on the label of the equipment for maintenance purposes.

Photos & Images

Jacket grain leather FlamePro2-Main2

<http://www.honeywellsafety.com/assets/0/324/1016/1020/058e21d1-3f87-4218-bdb5-a10e834eb014.jpg>